

JEG SKRIVER JULEORD



JEG SKRIVER JULEORD

Skriv oveni

JULEMAND
julemand

Skriv ordet

Two sets of handwriting practice lines. Each set consists of a solid top line, a dashed middle line, and a solid bottom line. The first set is for the word 'Julemand' and the second set is for the word 'julemand'.

Farv billedet



Tegn ordet

A large empty rounded rectangle intended for drawing the word 'julemand'.

J

j

JEG SKRIVER JULEORD


Skriv oveni

SNEMAND
snemand

Skriv ordet

Two sets of handwriting practice lines, each consisting of a top line, a middle dashed line, and a bottom line, with a trapezoidal shape at the top for a roof-like effect.

Farv billedet



Tegn ordet

A large empty rounded rectangular box for drawing the word.

S

S

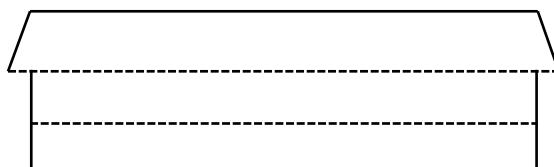
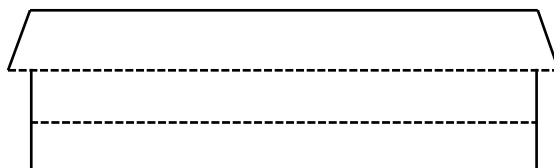
JEG SKRIVER JULEORD

Skriv oveni

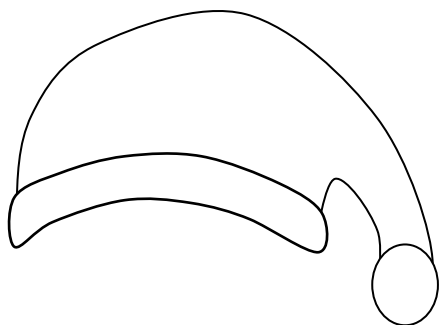
NISSEHUE

nissehue

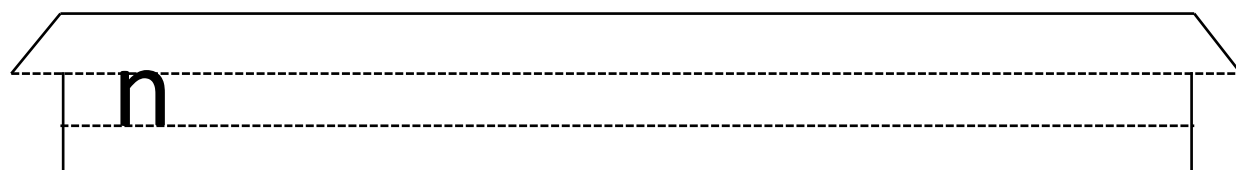
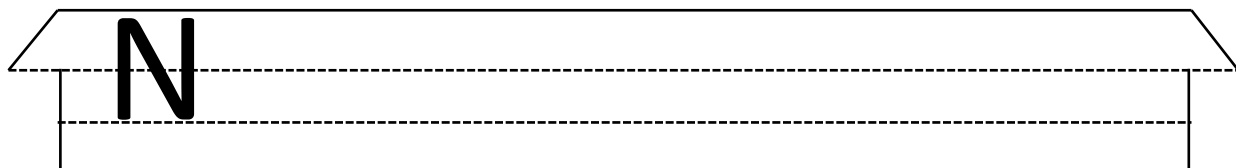
Skriv ordet



Farv billedet



Tegn ordet



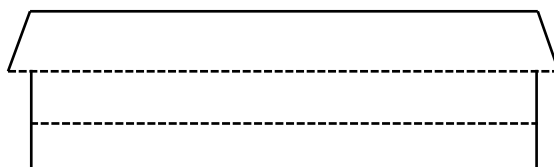
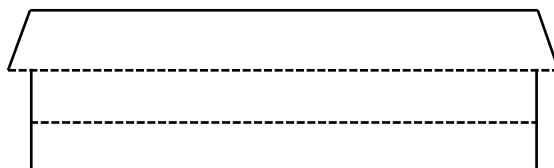
JEG SKRIVER JULEORD

Skriv oveni


GAVE

gave

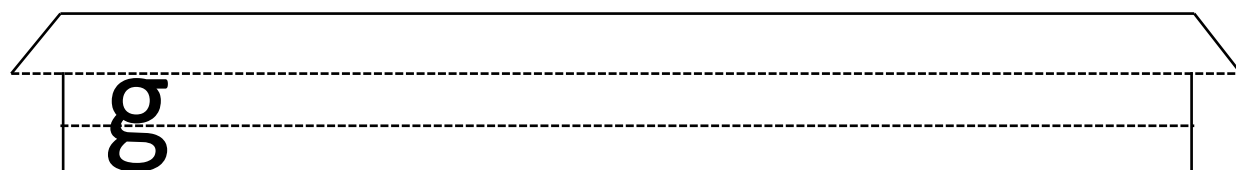

Skriv ordet



Farv billedet



Tegn ordet



JEG SKRIVER JULEORD

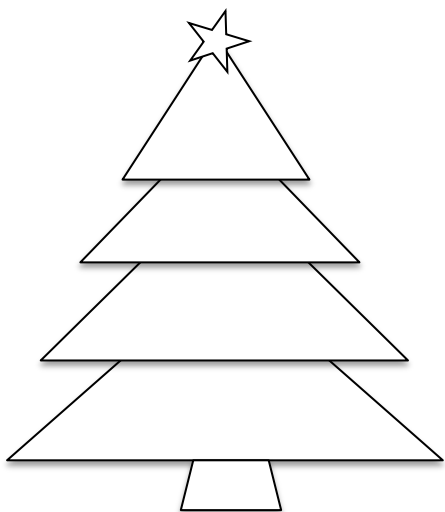
Skriv oveni

JULETRÆ
juletræ

Skriv ordet

Two sets of handwriting practice lines. Each set consists of a solid top line, a dashed middle line, and a solid bottom line. The first set is for the word 'JULETRÆ' and the second set is for 'juletræ'.

Farv billedet



Tegn ordet

A large empty rounded rectangle intended for drawing the word 'juletræ'.

Handwriting practice line for the uppercase letter 'J'. It features a solid top line, a dashed middle line, and a solid bottom line. The letter 'J' is written at the beginning of the line.

Handwriting practice line for the lowercase letter 'j'. It features a solid top line, a dashed middle line, and a solid bottom line. The letter 'j' is written at the beginning of the line.



JEG SKRIVER JULEORD

Skriv oveni


KAGE

kage



Skriv ordet



Farv billedet



Tegn ordet





JEG SKRIVER JULEORD

Skriv oveni

LYS

lys

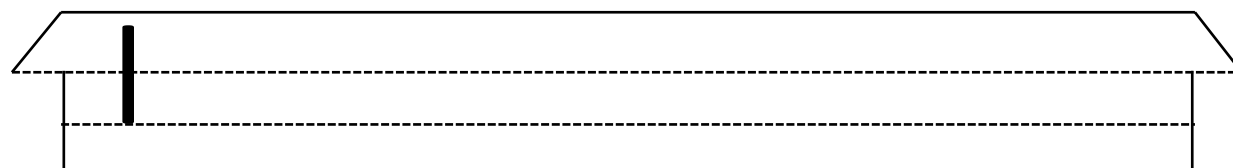

Skriv ordet



Farv billedet



Tegn ordet



JEG SKRIVER JULEORD


Skriv oveni

STJERNE
stjerne

Skriv ordet

Two sets of handwriting practice lines. Each set consists of a solid top line, a dashed middle line, and a solid bottom line. The first set is for the uppercase word 'STJERNE' and the second set is for the lowercase word 'stjerne'.

Farv billedet



Tegn ordet

A large empty rounded rectangle intended for drawing the word 'stjerne'.

A handwriting practice line with the letter 'S' on the top line. The line consists of a solid top line, a dashed middle line, and a solid bottom line.

A handwriting practice line with the letter 's' on the top line. The line consists of a solid top line, a dashed middle line, and a solid bottom line.



JEG SKRIVER JULEORD

Skriv oveni


RENSDYR

rensdyr


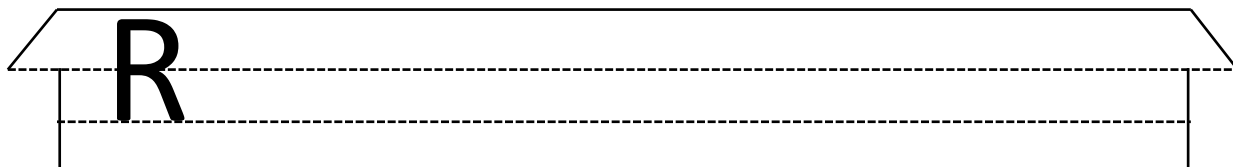
Skriv ordet



Farv billedet



Tegn ordet



Kæmpe tak!

Tak fordi du hentede mit materiale, det betyder mere end du tror.

På min hjemmeside tilbyder jeg et bredt udvalg af undervisningsmaterialer og inspiration til børn i alderen 3 – 8 år. På opgavemagi kan du som, forældre, pædagog og lærer, hente materiale og få inspiration til sjove aktiviteter, helt gratis.

Jeg håber at det bliver til stor glæde for dig og dine børn, uanset om det er til privat brug eller til undervisning.

Materialet er udarbejdet af Opgavemagi.dk.

Hvis du har spørgsmål eller kommentarer er du velkommen til at kontakte mig på opgavemagi@gmail.com

Al kopiering, analogt og digitalt, af dette materiale eller dele derafer tilladt i henhold til undervisningsinstitutionens aftale med Copydan Tekst & Node. Kopiering, der går ud over begrænsningsreglerne i aftalen med Copydan Tekst & Node, kan alene finde sted efter forudgående aftale med licensgiver.

N Å R L Æ R I N G B L I V E R M A G I S K

Tekst og illustrationer af Opgavemagi.dk



De bedste hilsner

Trine

Opgavemagi

Opgavemagi