






Klemmekort





# Find samme forlyd




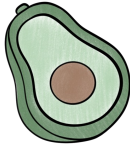






Forberedelse: Print kortene ud og laminér dem.





Vejledning: Sæt klemmen på tegningen der starter med samme lyd





 <p>OPGAVE magi</p> <p>BUS</p>	
	
	


 <p>OPGAVE magi</p> <p>FUGL</p>	
	
	

 <p>OPGAVE magi</p> <p>SNEMAND</p>	
	
	

 <p>DELFIN</p>	
	
	



 <p>VANDEMELON</p>	
	
	

 <p>GAVE</p>	
	
	






OPGAVE  
magi

FLUE



OPGAVE  
magi

BIL



OPGAVE  
magi

AND

